




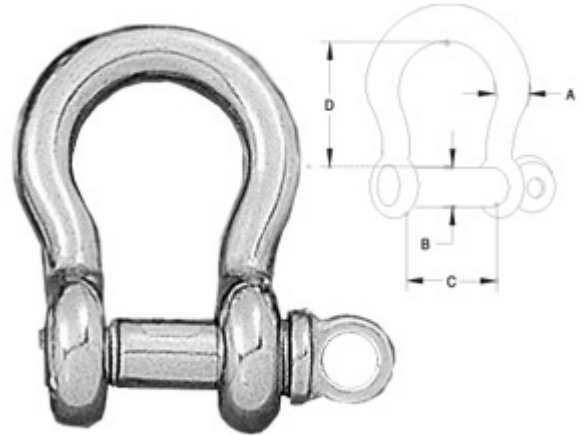
## SCREW PIN ANCHOR SHACKLES - TYPE 316 SS

Precision cast. Load rated. Meets Fed. Spec. RR-C-271D, Type IV, Class 2.

HALO

 Never Exceed Working Load Limit


Size (A)	B	C	D	W.L.L. (lbs.)	Wt. Ea. (lbs.)
3/16"	1/4"	3/8"	7/8"	650	0.04
1/4"	5/16"	15/32"	1-1/16"	1000	0.1
5/16"	3/8"	1/2"	1-1/4"	1500	0.18
3/8"	1/2"	5/8"	1-7/16"	2000	0.28
1/2"	5/8"	7/8"	1-7/8"	4000	0.68
5/8"	3/4"	1-1/16"	2-5/16"	6000	1.26
3/4"	7/8"	1/3/16"	2-7/8"	8000	2.1
7/8"	1"	1-1/2"	3-7/16"	10000	3.3
1"	1-1/8"	1-5/8"	3-3/4"	12000	4.6



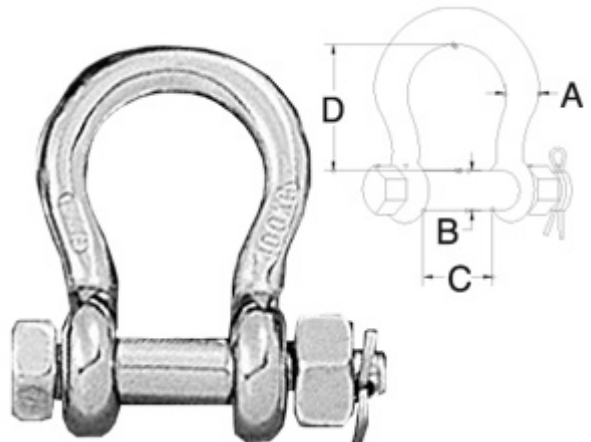
**Do not use screw pin shackles if the pin can roll under load and unscrew.**

## SAFETY ANCHOR SHACKLES - TYPE 316 SS

Precision cast. Load rated. Meets Fed. Spec. RR-C-271D, Type IV, Class 3.

 Never Exceed Working Load Limit

Size (A)	B	C	D	W.L.L. (lbs.)	Wt. Ea. (lbs.)
1/4"	5/16"	15/32"	1-1/16"	1000	0.12
5/16"	3/8"	1/2"	1-1/4"	1500	0.2
3/8"	1/2"	5/8"	1-7/16"	2000	0.3
1/2"	5/8"	7/8"	1-7/8"	4000	0.7
5/8"	3/4"	1-1/16"	2-5/16"	6000	1.3
3/4"	7/8"	1/3/16"	2-7/8"	8000	2.3
7/8"	1"	1-1/2"	3-7/16"	10000	3.4
1"	1-1/8"	1-5/8"	3-3/4"	12000	4.8



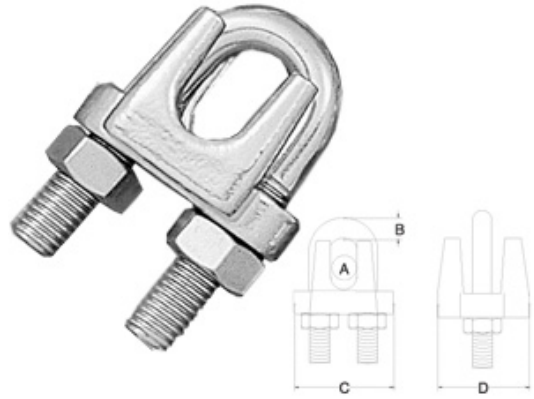


# WIRE ROPE CLIPS - TYPE 304 STAINLESS STEEL

Precision cast. Meets Fed. Spec. FF-C-450D.

HALO

Size (A)	B	C	D	Wt. Ea. (lbs.)
1/8"	1/8"	5/8"	5/8"	0.03
3/16"	3/16"	7/8"	13/16"	0.06
1/4"	1/4"	1-1/8"	7/8"	0.1
5/16"	5/16"	1-3/8"	1-1/8"	0.18
3/8"	3/8"	1-3/4"	1-3/8"	0.35
1/2"	7/16"	2"	1-1/2"	0.55
5/8"	1/2"	2-5/16"	1-7/8"	0.9
3/4"	9/16"	2-1/2"	2-1/8"	1.05
7/8"	5/8"	2-3/4"	2-3/8"	1.6
1"	11/16"	3"	2-1/2"	1.9

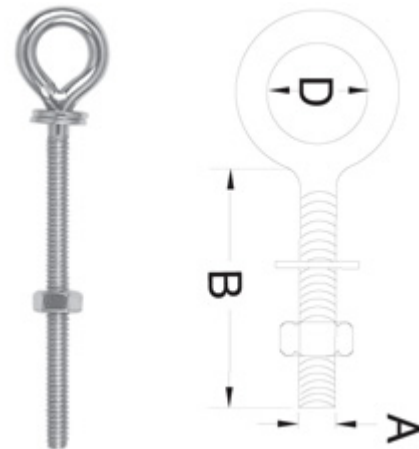


**WARNING: Never use cast malleable wire rope clips for lifting or suspending ANY load. Cast malleable clips are to be used only for non-critical, light duty applications with small applied loads.**

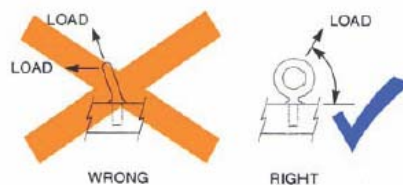
# EYEBOLTS—TYPE 304 STAINLESS

Formed and welded. Comes with nut and washer.

Size (A)	B	D	W.L.L. (lbs.)	Wt. Ea. (lbs.)
1/4"	2-3/8"	3/8"	400	0.04
1/4"	3-3/16"	3/8"	400	0.05
5/16"	3-3/16"	1/2"	600	0.1
5/16"	4"	1/2"	600	0.12
3/8"	4"	5/8"	1000	0.18
3/8"	6"	5/8"	1000	0.28
1/2"	4"	3/4"	1800	0.36
1/2"	6"	3/4"	1800	0.45



**⚠ Never Exceed Working Load Limit**







# EYE x EYE TURNBUCKLES - TYPE 316 STAINLESS

Drop Forged. Meets ASTM Spec. F1145-92, Type 1, Class H

HALO

Size (A)	B	C	L	W.L.L. (lbs.)	Wt. Ea. (lbs.)
1/4"	4"	.33"	8"	500	0.3
5/16"	4.5"	.41"	9.25"	800	0.5
3/8"	6"	.50"	10-5/8"	1200	0.85
1/2"	6"	.75"	12"	2200	1.3





 Never Exceed Working Load Limit

# JAW x JAW TURNBUCKLES - TYPE 316 STAINLESS

Drop Forged. Meets ASTM Spec. F1145-92, Type 1, Class G

Size (A)	B	C	L	W.L.L. (lbs.)	Wt. Ea. (lbs.)
1/4"	4"	.44"	7.75"	500	0.45
5/16"	4.5"	.50"	9"	800	0.65
3/8"	6"	.56"	10-5/8"	1200	0.9
1/2"	6"	.64"	12"	2200	1.6




 Never Exceed Working Load Limit

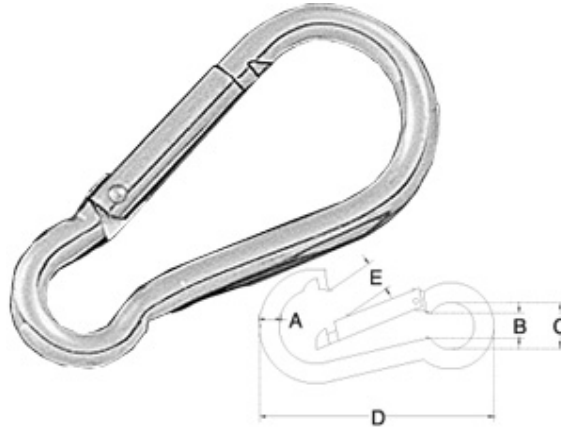


HALO

## SNAP HOOK - TYPE 316 SS


Size (A)	B	C	D	E	W.L.L. (lbs.)	Wt. Ea. (lbs.)
3/16"	3/16"	5/16"	2"	1/4"	120	0.04
1/4"	9/32"	5/16"	2-3/8"	5/16"	180	0.06
5/16"	3/8"	7/16"	3-1/8"	3/8"	280	0.15
3/8"	7/16"	5/8"	4"	9/16"	400	0.27
1/2"	3/4"	15/16"	6-3/8"	1"	900	0.78

 Never Exceed Working Load Limit



## QUICK LINKS - TYPE 316 SS

Size (A)	B	C	D	W.L.L. (lbs.)	Wt. Ea. (lbs.)
1/8"	1-1/8"	3/8"	7/32"	300	0.02
3/16"	1-1/2"	1/2"	1/4"	950	0.05
1/4"	1-3/4"	9/16"	5/16"	1500	0.08
5/16"	2-1/4"	3/4"	3/8"	2400	0.18
3/8"	2-3/4"	7/8"	1/2"	4000	0.33
1/2"	3-1/4"	15/16"	9/16"	5500	0.55

 Never Exceed Working Load Limit

